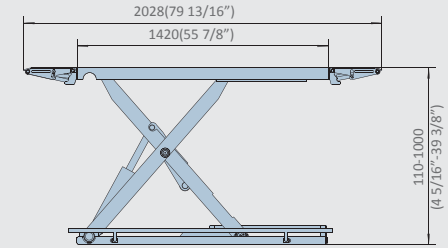
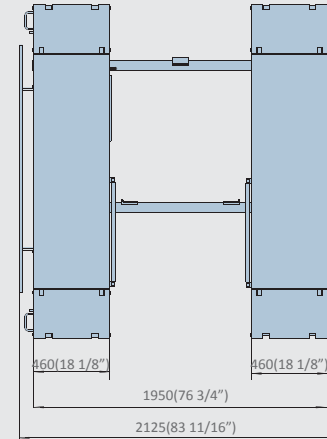




OVERALL DIMENSION



EE-MR35

MID RISE SCISSOR LIFT

- 3500KG(7700LBS.) lifting capacity.
- Ideal for tire service and narrow bays.
- Mobile or fixed mount design.
- Pneumatic released safety locking system.
- Durable cylinders with anti-surge valves.
- 24V safe control system.
- Height limit switch.
- Powder coated finish.
- Self-lubricated bushing and bearing.
- The safeguard against one end tilting allows car to drive from either side.
- Drive up ramps lock into position as platform extension for long vehicles.
- Optional mobile kit makes the lift move in your garage very easily.
- Aluminum motor with fan on top to avoid overheating caused by long time working.

TECHNICAL DATA

MODEL NO.	EE-MR35
Lifting capacity	3500Kg(7700LBS.)
Max lifting height	1000mm(39 3/8")
Min height	110mm(4 5/16")
Lifting time	30S
Capacity of motor	2.2kW
Air supply	6-8bar
Platform width	460mm(18 1/8")
Weight	580Kg(1300LBS.)
Electricity supply	According To Customer Needs

* Machine shown with optional equipment. Actual product appearance may differ.




Low Voltage & Movable Control Unit

Start-Up plate



The safeguard against one end tilting allows car to drive from either side.

Drive-on ramps lock into position as platform extension for long vehicles.



Mechanical Safety Lock

Optional mobile kit makes the lift move in your garage very easily.